

По вопросам продаж и поддержки обращайтесь:

Алматы (7273)495-231
Ангарск (3955)60-70-56
Архангельск (8182)63-90-72
Астрахань (8512)99-46-04
Барнаул (3852)73-04-60
Белгород (4722)40-23-64
Благовещенск (4162)22-76-07
Брянск (4832)59-03-52
Владивосток (423)249-28-31
Владикавказ (8672)28-90-48
Владимир (4922)49-43-18
Волгоград (844)278-03-48
Вологда (8172)26-41-59
Воронеж (473)204-51-73
Екатеринбург (343)384-55-89
Иваново (4932)77-34-06
Ижевск (3412)26-03-58
Иркутск (395)279-98-46
Казань (843)206-01-48

Калининград (4012)72-03-81
Калуга (4842)92-23-67
Кемерово (3842)65-04-62
Киров (8332)68-02-04
Коломна (4966)23-41-49
Кострома (4942)77-07-48
Краснодар (861)203-40-90
Красноярск (391)204-63-61
Курск (4712)77-13-04
Курган (3522)50-90-47
Липецк (4742)52-20-81
Магнитогорск (3519)55-03-13
Москва (495)268-04-70
Мурманск (8152)59-64-93
Набережные Челны (8552)20-53-41
Нижний Новгород (831)429-08-12
Новокузнецк (3843)20-46-81
Ноябрьск (3496)41-32-12
Новосибирск (383)227-86-73

Омск (3812)21-46-40
Орел (4862)44-53-42
Оренбург (3532)37-68-04
Пенза (8412)22-31-16
Петрозаводск (8142)55-98-37
Псков (8112)59-10-37
Пермь (342)205-81-47
Ростов-на-Дону (863)308-18-15
Рязань (4912)46-61-64
Самара (846)206-03-16
Саранск (8342)22-96-24
Санкт-Петербург (812)309-46-40
Саратов (845)249-38-78
Севастополь (8692)22-31-93
Симферополь (3652)67-13-56
Смоленск (4812)29-41-54
Сочи (862)225-72-31
Ставрополь (8652)20-65-13
Сургут (3462)77-98-35

Сыктывкар (8212)25-95-17
Тамбов (4752)50-40-97
Тверь (4822)63-31-35
Тольятти (8482)63-91-07
Томск (3822)98-41-53
Тула (4872)33-79-87
Тюмень (3452)66-21-18
Ульяновск (8422)24-23-59
Улан-Удэ (3012)59-97-51
Уфа (347)229-48-12
Хабаровск (4212)92-98-04
Чебоксары (8352)28-53-07
Челябинск (351)202-03-61
Череповец (8202)49-02-64
Чита (3022)38-34-83
Якутск (4112)23-90-97
Ярославль (4852)69-52-93

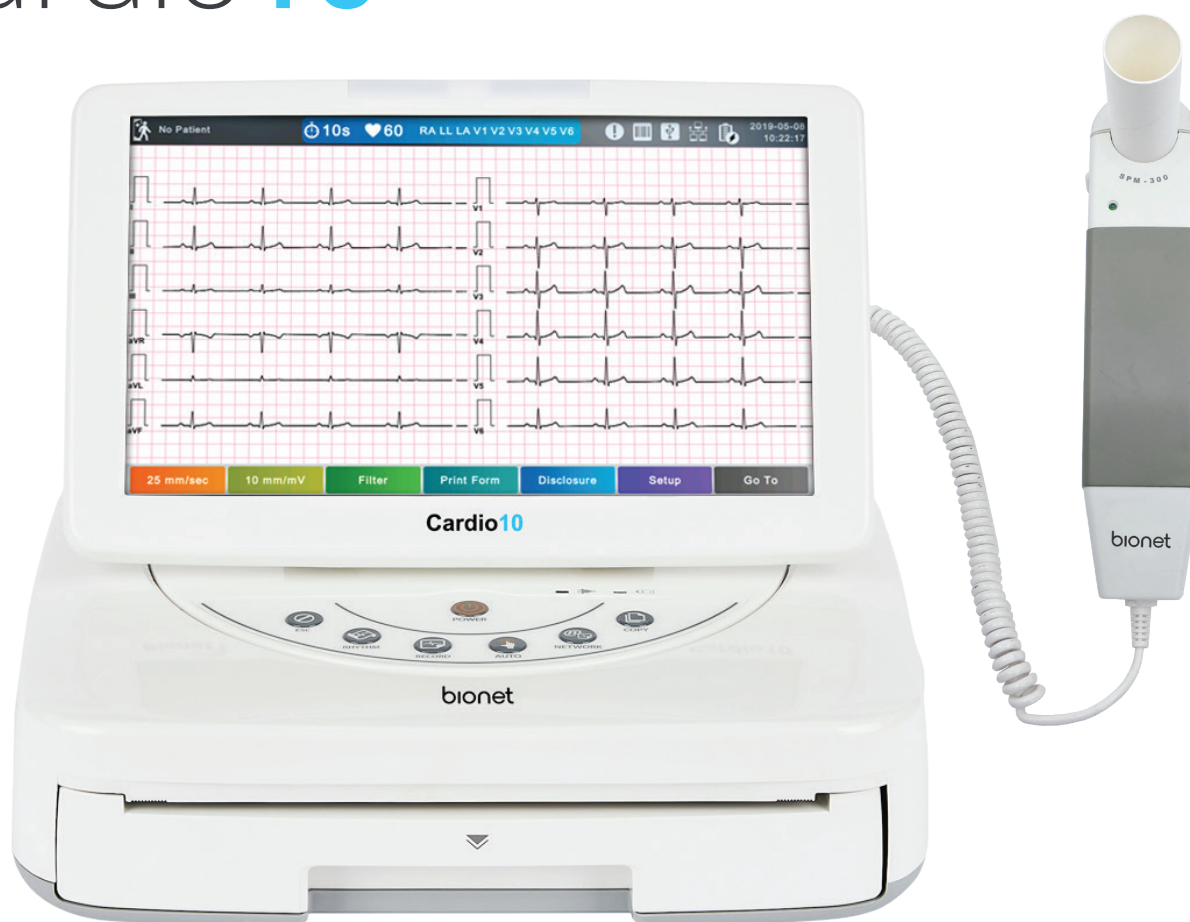
Россия +7(495)268-04-70

Казахстан +7(7172)727-132

Киргизия +996(312)96-26-47

bea@nt-rt.ru || <https://bionet.nt-rt.ru/>

Cardio10



EASY & Simplifying WORKFLOW with 10.1" Touchscreen & AUTO button operation



Real-time advanced analysis & Interpretation



Enhanced data review mode 30min. Full disclosure with real time acquisition comparison



Cardiopulmonary monitoring with Spirometry



Excellent connectivity LAN/Wifi network bidirectional connection to PACS/EMR/HIS



Powerful data storage up to 500 cases


bionet

EASY Operation

- With 10.1" Bright Color LCD Touchscreen operation
- Alphanumeric keyboard on screen
- Quick patient ID entry with barcode scanner
- Convenient Z-fold print-out with 12CH interpretation on/off
- Lead fault detection & notice / Pace-maker detection

Simplifying workflow

- Easy patient ID entry & worklist orders retrieval
- One touch "AUTO" workflow with acquisition, save, print-out and transfer to HIS
- Direct DICOM file transfer to PACS
- Convenient various file conversions in PDF, XML, MFER, BMP, JPEG

Efficient data management & Full disclosure

- 30min. of Full disclosure for Arrhythmia tracing & review
- 500 ECGs internal data memory
- Long-term recording 1min, 3min, 5min and 10min for HRV analysis
- 10 sec. pre-acquisition for immediate printing of any instant abnormal rhythm at sight

Advanced Analysis & Report

- VECTOR, GUIDE, TEXT report
- 30min. Full disclosure with real time acquisition comparison
- 120 kinds of interpretation based on the Minnesota Code

Cardio-Pulmonary monitoring with Spirometer (option)

- Support various function tests: FVC, SVC, MVV & COPD
- Various formula integration: Morris-Polgar, ECCS-Quanjer, Knudson-ITS, Pereira, KOREA CJK
- Unique infection-free, disposable mouthpiece solution

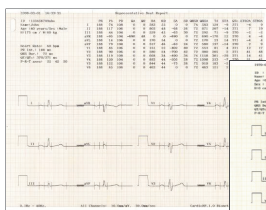
Excellent connectivity

- LAN, Wifi network connection to PACS/EMR/HIS
- USB : Barcode scanner, external memory

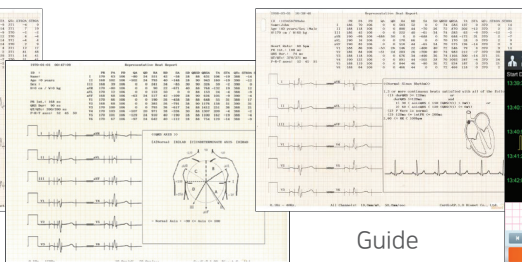
Simple AUTO workflow



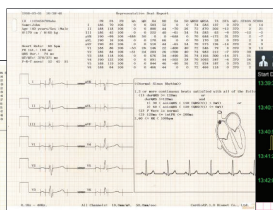
Advanced analysis, Report & Data Management



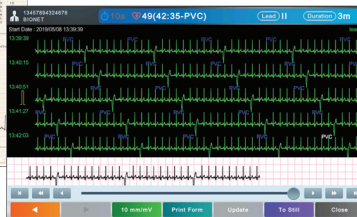
Text



Vector



Guide



Full disclosure & real-time acquisition comparison mode

Long-term recording

1, 3, 5, 10 min.

pre-acquisition

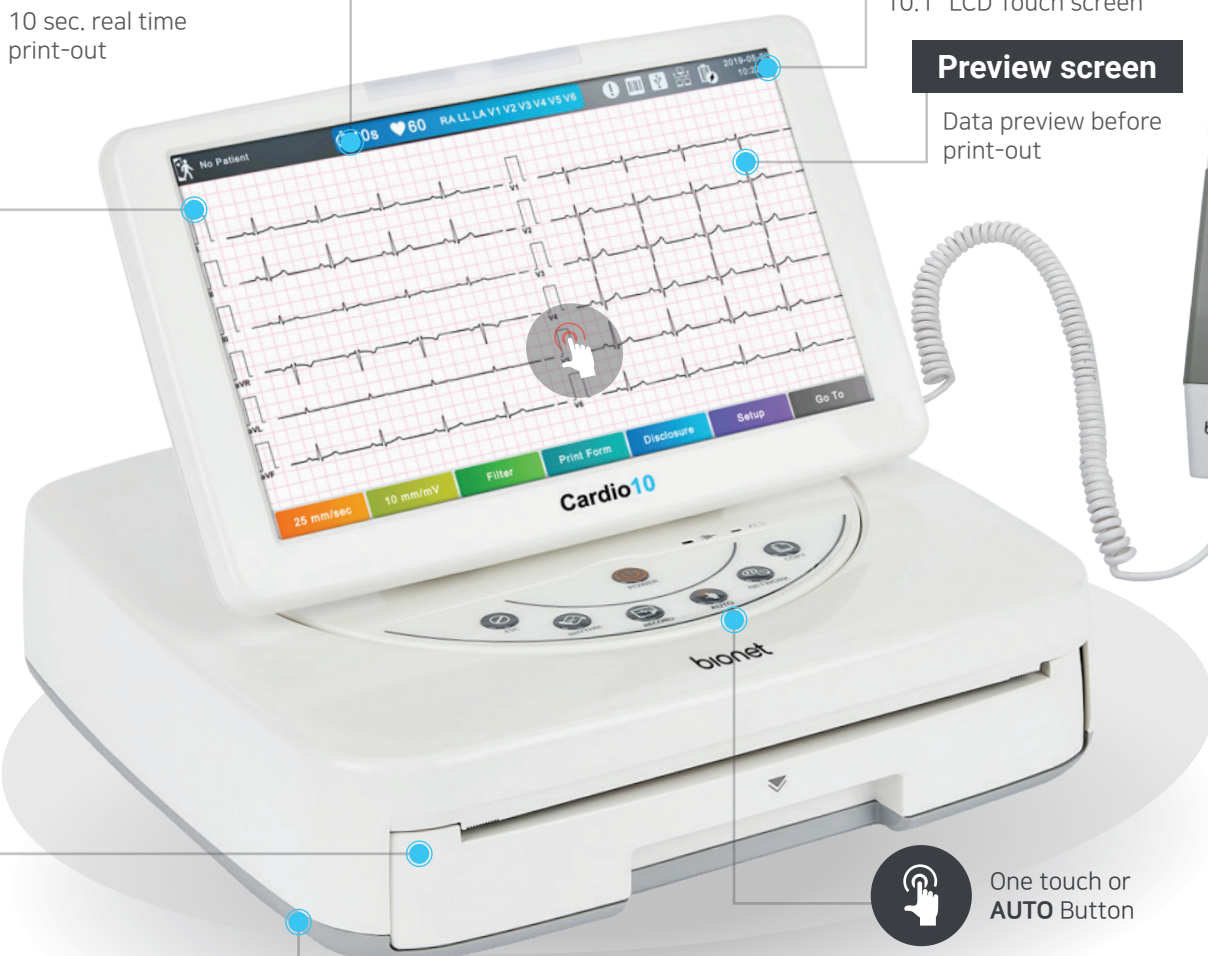
10 sec. real time print-out

User-friendly UI

10.1" LCD Touch screen

Preview screen

Data preview before print-out



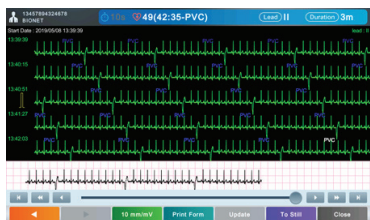
One touch or
AUTO Button

AUTO

Enhanced data capacity

30 min.

Full disclosure



Easy data search


ID, Name, Age, etc

Select Search Criteria

<input checked="" type="checkbox"/> ID	<input type="checkbox"/> Name	<input type="checkbox"/> Accession No.	<input type="checkbox"/> Age
<input type="checkbox"/> Date			

Ok Cancel

Spirometer test



500 ECGs

Internal memory

Q File 1/43

ID	Name	Sex	Age	Date/Time	Study
123456789012345	Bonnet	M	45yr	2019-05-13 17:51:07	FVC+
123456789012345	bonnet	M	32yr	2019-05-10 18:52:49	ECG
123456789012345	bonnet	M	32yr	2019-05-10 13:48:15	ECG
123456789012345	bonnet	M	32yr	2019-05-10 13:48:15	ECG
w049587890432	Slo	F	45yr	2019-04-30 18:30:35	FVC
w049587890432	Slo	F	45yr	2019-04-30 18:42:25	FVC
w049587890432	Slo	F	45yr	2019-04-30 18:16:15	FVC
w049587890432	Slo	F	45yr	2019-04-30 17:39:26	FVC
w049587890432	Slo	F	45yr	2019-04-30 16:05:59	FVC
w049587890432	Slo	F	45yr	2019-04-30 15:46:15	FVC

Select Print Delete View Patient Setup Go To



Spirometer

FVC, SVC, MVV, COPD, Bronchial Provocation, Post Bronchodilator test

Technical specifications

ECG Leads	12 channel simultaneous ECG acquisition
Recording Channel	3CH+1RHY, 3CH+3RHY, 6CH+1RHY, 12CH, 1CH long time (1 min, 3 min, 5 min, 10 min) and special reports (text, guide, vector)
Sensitivity	2.5, 5, 10, 20, auto (I~aVF: 10, V1~V6: 5)mm/mV
Printing speed	5, 12.5, 25, 50, 100 mm/s
Sampling rate	Analysis Sampling Rate - 500 Digital Sampling Rate - 8,000
Filters	AC (50/60 Hz, -20dB or better), Muscle (25~35 Hz, -3 dB or better), Baseline drift (0.05, 0.1, 0.2 Hz, -3 dB or better), Low pass filter (off, 40 Hz, 100 Hz, 150 Hz)
Display	10.1" color TFT wide display (1024 x 600)
User Interface	Touch screen(Alphanumeric and symbol available), Hot key, Barcode Reader
Printer	Thermal print head, Z-fold paper Report paper - A4 : 210mm(8.3") x 290mm(11.4") - Letter : 215mm(8.5") x 280mm(11") Paper size - A4 : 210mm x 145mm (half A4 size) - Letter : 215mm x 140mm (half Letter size) Resolution - Vertical : 8dot/mm - Horizontal : 16dot/mm (0.125mm pitch)
Patient data	ID, Name, Birthday, Age, Gender, Height, Weight, Race, Smoke, Department, Room no., Study desc., Accession No., Referring Physician
Basic Measurement	Heart rate(30~300bpm \pm 3bpm), PR/RR int. QRS dur., QT/QTc int., P-R-T axis, SV1/RV5/R+S amp.
ECG Data Storage	Internal storage for 500 ECGs and external USB flash drive
Electrical	Internal noise: 20 μ V(p-p)max / Input impedance: \geq 50M Ω Input voltage range: \pm 5 mV / CMRR: > 105dB DC offset voltage: \geq \pm 400 mV Patient leakage current: < 10 μ A / Frequency response: 0.05 ~ 150 within -3 dB Isolated, defibrillation and ESU protected
Monitor Display	HR, ID, Name, Record time, Lead fault, AC or battery state, Network state, Date/time, Sensitivity, Speed
Signal Quality Control	Pacemaker pulse detection, Lead fault detection, Signal Saturation detection
Power	Input : 100 ~ 240 VAC, 50/60Hz, 1.5~0.75A Output : 15 VDC, 4.2A max
Battery Capacity	10 hours of normal use or print 350 ECG(12 channel format at 25mm/s and 10mm/mV) or Spiro pages. Battery recharge to full capacity in 3hours. (The device is turned off)
Communication	LAN, WIFI(option), USB flash driver, USB barcode scanner
Environmental Operation	Ambient temperature: 10 to 40°C Relative humidity: 30 to 85% Atmospheric pressure: 70 to 106KPa
Environmental Storage/Ship	Ambient temperature: -10 to 60°C Relative humidity: 20 to 95% Atmospheric pressure: 50 to 106KPa
Record	12ch. Auto, Rhythm, Disclosure(30min), Arrhythmia Detect, HRV
External link	LAN, USB 3 Port, WIFI(option)
Dimensions	300 (W) x 299 (H) x 123 (D) mm, Approx. 4 kg
Flie format	PDF, JPG, BMP, XML, MFER, DICOM
Standard Accessory	Power cord (1 EA), Patient cable (1 EA), Limb 1 Set (4 EA), Chest ball 1 Set (6 EA) ECG gel (1 EA), ECG paper (1 EA), Operation manual (1 EA), Dignosis guide (1 EA)
Options	Rechargeable battery(1 EA), Cart(1 EA), Hanger(1 EA), Spirometer Handle(TBD)

* Specifications can be changed without prior notification.

По вопросам продаж и поддержки обращайтесь:

Алматы (7273)495-231
Ангарск (3955)60-70-56
Архангельск (8182)63-90-72
Астрахань (8512)99-46-04
Барнаул (3852)73-04-60
Белгород (4722)40-23-64
Благовещенск (4162)22-76-07
Брянск (4832)59-03-52
Владивосток (423)249-28-31
Владикавказ (8672)28-90-48
Владимир (4922)49-43-18
Волгоград (844)278-03-48
Вологда (8172)26-41-59
Воронеж (473)204-51-73
Екатеринбург (343)384-55-89
Иваново (4932)77-34-06
Ижевск (3412)26-03-58
Иркутск (395)279-98-46
Казань (843)206-01-48

Калининград (4012)72-03-81
Калуга (4842)92-23-67
Кемерово (3842)65-04-62
Киров (8332)68-02-04
Коломна (4966)23-41-49
Кострома (4942)77-07-48
Краснодар (861)203-40-90
Красноярск (391)204-63-61
Курск (4712)77-13-04
Курган (3522)50-90-47
Липецк (4742)52-20-81
Магнитогорск (3519)55-03-13
Москва (495)268-04-70
Мурманск (8152)59-64-93
Набережные Челны (8552)20-53-41
Нижний Новгород (831)429-08-12
Новокузнецк (3843)20-46-81
Ноябрьск (3496)41-32-12
Новосибирск (383)227-86-73

Омск (3812)21-46-40
Орел (4862)44-53-42
Оренбург (3532)37-68-04
Пенза (8412)22-31-16
Петрозаводск (8142)55-98-37
Псков (8112)59-10-37
Пермь (342)205-81-47
Ростов-на-Дону (863)308-18-15
Рязань (4912)46-61-64
Самара (846)206-03-16
Саранск (8342)22-96-24
Санкт-Петербург (812)309-46-40
Саратов (845)249-38-78
Севастополь (8692)22-31-93
Симферополь (3652)67-13-56
Смоленск (4812)29-41-54
Сочи (862)225-72-31
Ставрополь (8652)20-65-13
Сургут (3462)77-98-35

Сыктывкар (8212)25-95-17
Тамбов (4752)50-40-97
Тверь (4822)63-31-35
Тольятти (8482)63-91-07
Томск (3822)98-41-53
Тула (4872)33-79-87
Тюмень (3452)66-21-18
Ульяновск (8422)24-23-59
Улан-Удэ (3012)59-97-51
Уфа (347)229-48-12
Хабаровск (4212)92-98-04
Чебоксары (8352)28-53-07
Челябинск (351)202-03-61
Череповец (8202)49-02-64
Чита (3022)38-34-83
Якутск (4112)23-90-97
Ярославль (4852)69-52-93